

Data Sheet

IBR200 Series Router

2022 - 12 - 14

Cradlepoint's NetCloud Service for IoT with the IBR200 Series Router is a purpose-built, IoT networking solution with industry-leading features. With its compact size, external cellular and Wi-Fi antennas, and the capability to operate in a wide temperature range, the Cradlepoint IBR200 Series Router is ideal for use in IoT applications including plant and machinery controls, surveillance cameras, digital signs, kiosks, and ATMs.

Ideal for Cellular IoT Connectivity

The IBR200 provides connectivity options including Cat 1 LTE modem, Ethernet, Wi-Fi, GPIO ports, and passive GPS. It provides a semi-ruggedized enterprise class networking platform that can be confidently deployed in diverse implementations such as smart cities, manufacturing, and other IoT scenarios requiring robust connectivity. The IBR200 accommodates a wide range of environments while delivering enterprise-class standards of reliability, scalability, comprehensive management, and security.

Robust Cloud Managed IoT Solution

For organizations requiring robust connectivity for IoT networks — with installed routers numbering from hundreds to many thousands — Cradlepoint's NetCloud Service for IoT with the IBR200 router provides a comprehensive cloud managed network solution. When coupled with advanced IoT features, it provides troubleshooting and diagnostics with in-band and out-of-band management, extensive analytics and insights, and extensibility and integrations such as Microsoft Azure IoT Central. Cradlepoint's NetCloud-managed IoT endpoints can be rapidly deployed and easily scaled to accommodate the diverse requirements of organizations.

Notable Benefits

- Deploy a competitively priced value-driven IoT networking solution with industry-leading features
- Define policies through centralized cloud-based management for easy deployment at scale
- Connect with an LTE Category 1 modem that provides performance and affordability for moderate data rate applications
- Support Wi-Fi for easy deployment and connectivity of things
- Expand with custom solutions using GPIOs, NetCloud SDK and API, and NetCloud Edge Connector for Microsoft Azure IoT Central
- Secure with zone-based firewall or NetCloud Perimeter and advanced security for PCI-compliant networking
- Provide a semi-ruggedized solution with wide temperature range for broad deployment options



[Product Page](#)



[NetCloud Services](#)



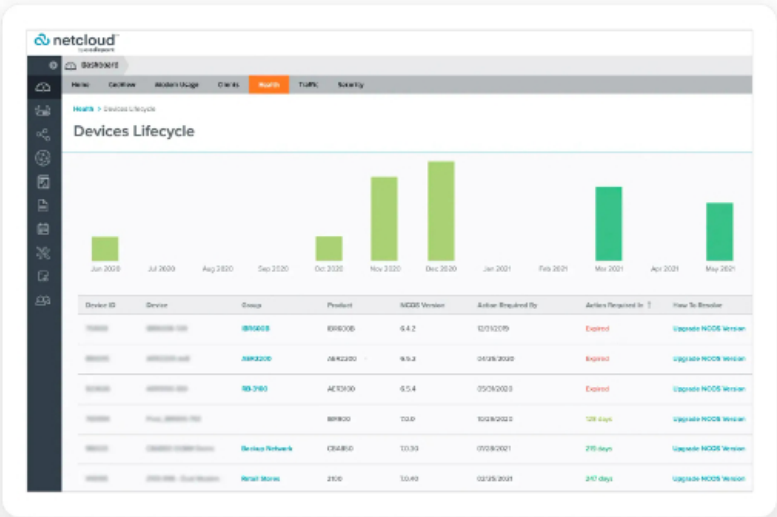
[Quick Start Guide](#)

Key Software Capabilities

NetCloud Service provides powerful centralized management for every Cradlepoint cellular-enabled router, including the IBR200. NetCloud allows customers to build and manage wireless WANs with complete lifecycle management, zero-touch deployment, robust security, and traffic management for optimal application performance and reliability. The cloud capabilities include group policy definition, reports, troubleshooting, and visual analytics dashboards. With a continuous subscription to NetCloud, Cradlepoint routers maintain their limited lifetime warranty, access to online training, live and online support, and software and firmware updates.

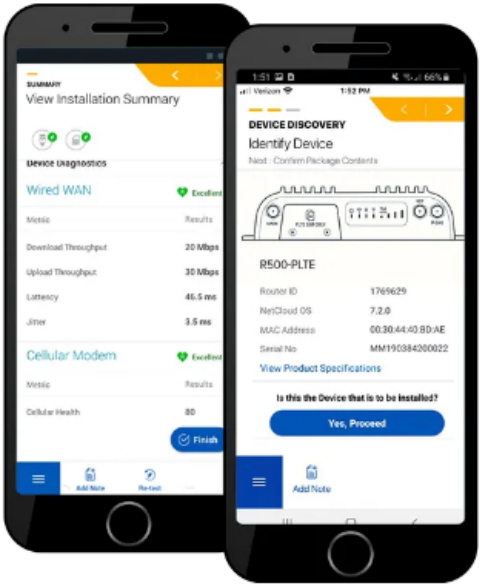
Advanced Software Lifecycle Management

NetCloud improves the typical software lifecycle management process. New features are continuously delivered to the NetCloud Service and available for the router without interrupting network performance. Software versions are tracked for every endpoint, with the latest version just a click away. Straightforward subscription and license management is provided to keep the network running without interruption.



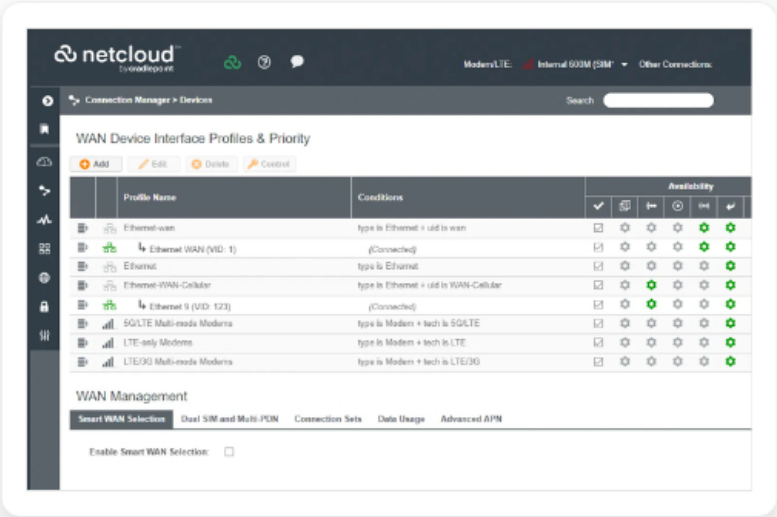
Cradlepoint Verify™ Mobile Application

Cradlepoint Verify is a mobile application that simplifies and customizes steps to install the Cradlepoint IBR200 router. Upon a verified installation, users receive a detailed report that includes installation pictures, speed test results, and modem health metrics.



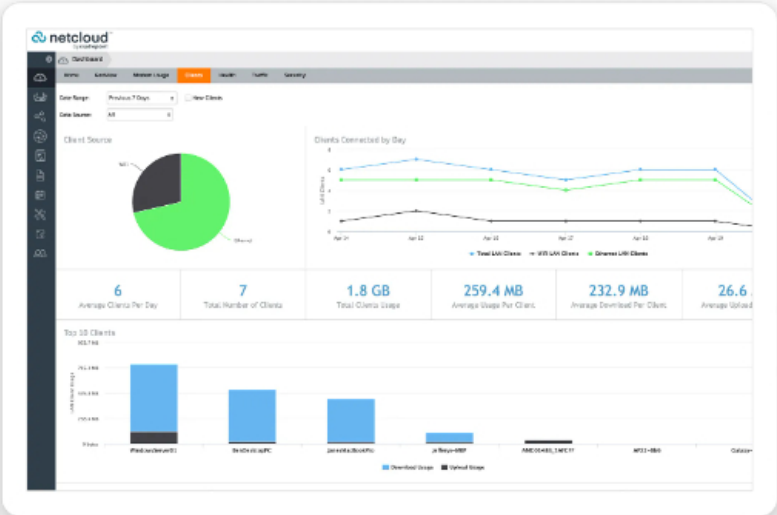
Connection Manager

Connection Manager provides the ability to manage all WAN connection types including wireless, Wi-Fi-as-WAN, and wired, from a single software-defined policy. Our proprietary modem software ensures users establish Wireless WAN connectivity faster while maintaining the highest level of resiliency.



Cloud Services

NetCloud Manager delivers zero-touch deployment with the ability to define and deliver policy across entire groups of endpoints. Users can gain insights and analytics required for rapid troubleshooting and diagnostic workflows. Location services provides last known map location and geofence alerting for loss prevention and physical security.



Hardware Specifications

The following features are delivered through the hardware.

INTERFACES

| | |
|----------------------------|---|
| Modem: | Embedded 10M modem — 2 x SMA Cellular Antenna Connectors |
| Ethernet: | 1 x FE RJ45 |
| Expansion/ Console: | — Power with 2 x GPIO (one input, one output) — 1 x USB 2.0 Type A (output: 5 V, 500 mA, 2.5 W) |
| Wi-Fi: | Single radio, single band (2.4 GHz) — 1x1 802.11b/g/n Wi-Fi 4 — 72 Mbps (2.4 GHz) — External 1x1 antenna — Two (2) Wi-Fi SSIDs — WPA/WPA2 Persona, WPA2 Enterprise, Open |
| GNSS/GPS: | — North America: Passive GNSS — Europe, Asia-Pacific: N/A |
| ENVIRONMENTAL | |
| Temperature: | Operating: -20 °C to 60 °C (-4 °F to 140 °F) |
| Humidity: | — Operating: 5% to 95% — Storage: 5% to 95% |
| Ingress Protection: | N/A |
| POWER | |
| Power Required: | One of the following: — 12 VDC conditioned steady state input — External DC power supply, 100-240 VAC input. 12 VDC 1A output (included) |
| Consumption: | — Idle: 2.7 W (1.8 W with Wi-Fi off) — Typical: 3.6 W (2.8 W with Wi-Fi off) — Heavy usage: 5.8 W |
| PHYSICAL | |
| Size: | 76.5 x 94.5 x 24.5 mm (3.0 x 3.7 x 1.0 in) |
| Weight: | 175 g (6 oz) |
| CERTIFICATIONS | |
| Safety: | UL/cUL, CB Scheme, EN 60950-1, EN 62368-1 |
| Materials: | WEEE, RoHS, RoHS-2, California Prop 65 |
| WI-FI POWER | |
| FCC: | 2402–2483.5 MHz (2.4 GHz band): 25.3 dBm conducted |
| Rest of World: | 2402–2483.5 MHz (2.4 GHz band): 14.99 dBm conducted |
| PERFORMANCE | |

| | |
|---|---------|
| Stateful Firewall Throughput: | 60 Mbps |
| IPsec VPN Throughput: | 10 Mbps |
| Concurrent VPN Tunnels: | 2 |
| Concurrent Sessions (TCP): | 16,000 |
| Typical Client Count: | 5 |
| LEDS | |
| Refer to the IBR200 Quick Start Guide . | |

Performance testing conducted based on requirements as defined in RFC2544 using fixed-frame 1518 byte packets. Throughput results reflect uni-directional UDP traffic with less than 1% packet loss as tested with wired connections.

Results do not reflect performance of the cellular wireless operator networks.

Enterprise-Class Modem Specifications

| SPECIFICATION | 10M (VERIZON) | 10M-B (AT&T, T-MOBILE) | 10M-C (SPRINT) |
|-----------------------------------|--|--|--|
| Technology: | Cat 1 LTE (3GPP Rel.10) | Cat 1 LTE (3GPP Rel.10) | Cat 1 LTE (3GPP Rel.10) |
| | — Single SIM slot, 2FF form factor | — Single SIM slot, 2FF form factor | — Single SIM slot, 2FF form factor |
| 3G: | N/A | WCDMA/UMTS/HSPA+ | N/A |
| Carrier Aggregation: | N/A | N/A | N/A |
| Peak Downlink Rates (LTE): | 10 Mbps | 10 Mbps | 10 Mbps |
| Peak Uplink Rates (LTE): | 5 Mbps | 5 Mbps | 5 Mbps |
| MIMO: | N/A | N/A | N/A |
| QAM: | Up to 16 | Up to 16 | Up to 16 |
| 4G/LTE Bands: | LTE FDD: — B4, B13 | LTE FDD: — B2, B4, B5, B12 | LTE FDD: — B2, B4, B5, B12, B25, B26 |
| 3G Bands: | N/A | B2, B4, B5 | N/A |
| Power: | LTE only: 23 dBm ± 1 (typical conducted) | — LTE only: 23 dBm ± 1 (typical conducted) — HSPA+: 23 dBm ± 1 (typical conducted) | LTE only: 23 dBm ± 1 (typical conducted) |
| Antennas: | SMA female connectors, external 600 MHz - 6 GHz cellular paddle antennas (Qty 2, included) | SMA female connectors, external 600 MHz - 6 GHz cellular paddle antennas (Qty 2, included) | SMA female connectors, external 600 MHz - 6 GHz cellular paddle antennas (Qty 2, included) |

| | | | |
|---|---|---|-----------------------|
| GNSS/GPS: | Passive GNSS — Multiplex on AUX antenna port | Passive GNSS — Multiplex on AUX antenna port | N/A |
| SMS: | Yes | Yes | Yes |
| Regulatory: | FCC (U.S.), UL (U.S.) | FCC (U.S.), UL (U.S.), IC (Canada) | FCC (U.S.), UL (U.S.) |
| Network Operator Standards: | PTCRB (U.S., Canada) | PTCRB (U.S., Canada) | PTCRB (U.S., Canada) |
| Network Operator Certifications: | Verizon [†] | AT&T [†] | Sprint [†] |

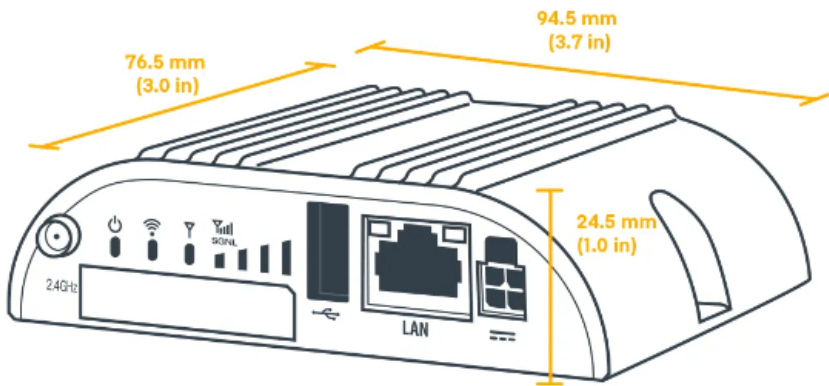
[†]Cellular carriers and operators throughout the world may only require telecom industry certifications, like PTCRB or GCF, to operate on their network. Some carriers require additional testing and approval, beyond telecom certifications, to operate on their network. A carrier listed in the approvals section means Cradlepoint completed additional testing and acquired technical approval for that given carrier. Any carrier not listed may not require additional testing or approval beyond telecom industry certifications to operate on their network.

| SPECIFICATION | 10M-D (EUROPE) | 10M-E (ASIA-PACIFIC) |
|-----------------------------------|---|--|
| Technology: | Cat 1 LTE (3GPP Rel.10) — Single SIM slot, 2FF form factor | Cat 1 LTE (3GPP Rel.10) — Single SIM slot, 2FF form factor |
| 3G: | WCDMA/UMTS/HSPA+ | WCDMA/UMTS/HSPA+ |
| Carrier Aggregation: | N/A | N/A |
| Peak Downlink Rates (LTE): | 10 Mbps | 10 Mbps |
| Peak Uplink Rates (LTE): | 5 Mbps | 5 Mbps |
| MIMO: | N/A | N/A |
| QAM: | Up to 16 | Up to 16 |
| 4G/LTE Bands: | LTE FDD: — B1, B3, B5, B7, B8, B20 | LTE FDD: — B1, B3, B5, B7, B28 |
| 3G Bands: | B1, B5, B8 | B1, B5 |
| GSM Bands: | B3, B8 | N/A |
| Power: | — LTE: 23 dBm ± 1 (typical conducted) — HSPA+: 23 dBm ± 1 (typical conducted) — GSM 850 MHz: 33dBm±2dB (typical conducted) — GSM 1800 MHz: 30dBm±2dB (typical conducted) | — LTE: 23 dBm ± 1 (typical conducted) — HSPA+: 23 dBm ± 1 (typical conducted) |
| Antennas: | SMA female connectors, external 600 MHz - 6 GHz cellular paddle antennas (Qty 2, included) | SMA female connectors, external 600 MHz - 6 GHz cellular paddle antennas (Qty 2, included) |
| GNSS/GPS: | N/A | N/A |
| SMS: | Yes | Yes |
| Regulatory: | CE (EU) | RCM (AU/NZ) |

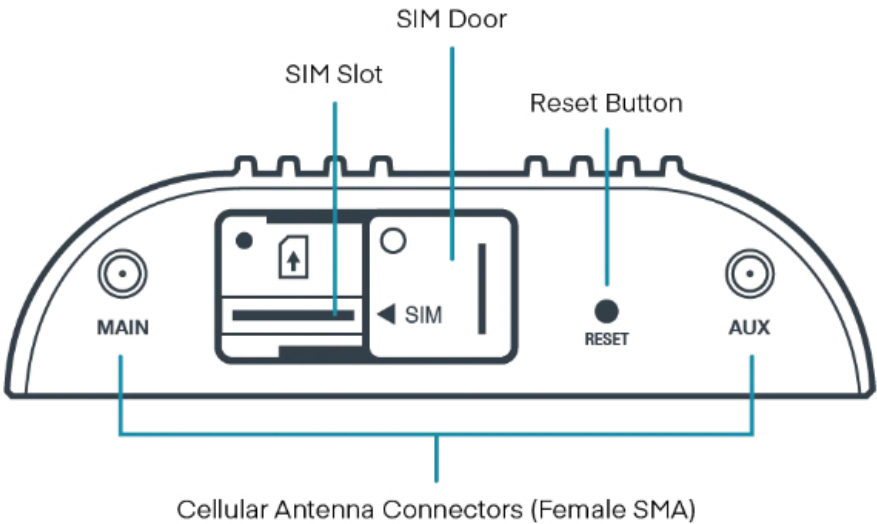
| | | |
|------------------|-----------------------|-----------------------|
| Network Operator | GCF (Worldwide) | GCF (Worldwide) |
| Standards: | | |
| Network Operator | See note [†] | See note [†] |
| Certifications: | | |

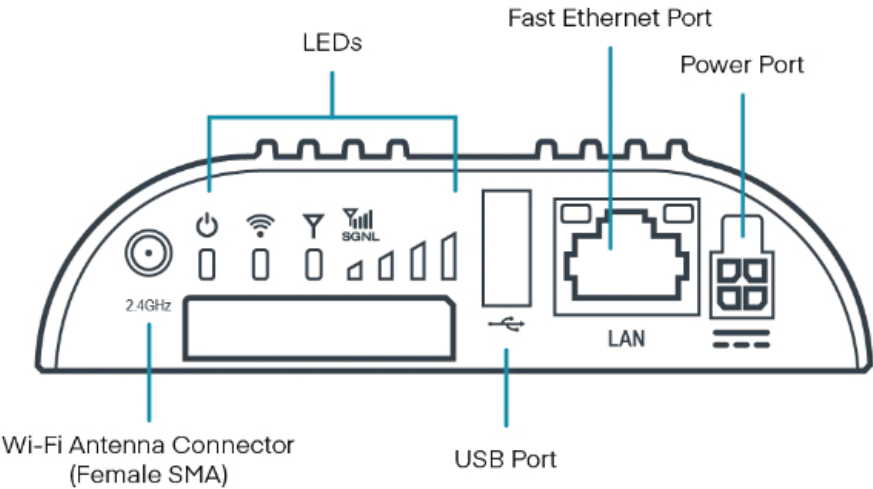
[†] Cellular carriers and operators throughout the world may only require telecom industry certifications, like PTCRB or GCF, to operate on their network. Some carriers require additional testing and approval, beyond telecom certifications, to operate on their network. A carrier listed in the approvals section means Cradlepoint completed additional testing and acquired technical approval for that given carrier. Any carrier not listed may not require additional testing or approval beyond telecom industry certifications to operate on their network.

Physical Measurements & Features




Features





SIM Card Info



Ordering Guide

NetCloud IoT Gateway Essentials packages and plans contain all the features and capabilities required for a broad range of mobile or in-vehicle applications. Essentials Packages include 24x7 support (phone support: 24 hour weekdays with emergency response on weekends, web: 24x7, chat: 24x5) and a limited lifetime warranty.

For additional capabilities, a **NetCloud IoT Advanced** Plan can be added to the **NetCloud IoT Gateway Essentials** package at any time. See additional details of what is included in the Essential and Advanced NetCloud software: cradlepoint.com/netcloud-service

NetCloud Packages for the IBR200 Series Router

| REGION | MODEM | PACKAGE PLAN | PART NUMBER |
|--|--------------------------|------------------------|-----------------|
| North America: U.S., Canada, Mexico | 10M for Verizon | IoT Gateway Essentials | TBy-020010M-VNN |
| | 10M for AT&T and generic | | TBy-020010M-ANN |
| | 10M for Sprint | | TBy-020010M-SNN |
| | | | |

| | | | |
|---|---|---|---------------------|
| United States: Federal Government | — 10 Mbps with Wi-Fi for Verizon | TAA Compliant NC IoT Gateway Essentials | TAA-TBy-020010M-VNN |
| | — 10 Mbps with Wi-Fi for AT&T and generic | | TAA-TBy-020010M-ANN |
| Europe & South Africa: | 10M | IoT Gateway Essentials | TBy-020010M-EWM |
| Asia-Pacific: Australia, New Zealand, Singapore, and Malasia | 10M | IoT Gateway Essentials | TBy-020010M-PWM |
| All Regions: | — Advanced | | TBy-NCADV |
| | — Essentials Renewal | | TBy-NCESS-R |
| | — Advanced Renewal | | TBy-NCADV-R |

y = 3 or 5 years

Accessories

| INCLUDED | PART NUMBER |
|---|----------------|
| One of the following power supplies: | |
| — Power Supply, 12V Small 2x2 1.5M (North America Type A) | 170716-000 |
| — Power Supply, 12V Small 2x2 1.5M (North America-United Kingdom-Europe-Australia Types A-G-C-I) | 170717-000 |
| Cellular Antenna, Charcoal, 600 MHz – 6 GHz, SMA (Qty 2) | 170801-000 |
| Wi-Fi Antenna, Charcoal, Dual-Band 2.4/5 GHz, RPSMA (Qty 1) | 170836-000 |
| OPTIONAL | PART NUMBER |
| GPIO Cable, Small 2x2 Black 3M 22AWG | 170585-001 |
| Rail Safe GPIO Cable, Small 2x2, Black, 3 meters, 20 AWG | 170871-000 |
| Small 2x2 Power to Barrel Adapter, 152 mm | 170665-000 |
| DIN Rail Mounting Bracket | 170656-002 |
| Magnetic Mount Kit | 170718-000 |
| UNITED STATES FEDERAL GOVERNMENT | PART NUMBER |
| Cellular Antenna, Charcoal, 600 MHz - 6 GHz, SMA, 180 mm | TAA-170801-000 |
| Wi-Fi Antenna, Charcoal, Dual-band 2.4/5 GHz, RPSMA, 194 mm | TAA-170836-000 |
| Power Supply, 12 V, Small 2x2, 1.5 meters (North America Type A) | TAA-170716-000 |
| Power Supply, 12 V, Small 2x2, 1.5 meters (North America-United Kingdom-Europe-Australia Types A-G-C-I) | TAA-170717-000 |
| GPIO Cable, Small 2x2, Black, 3 meters, 22 AWG | TAA-170585-001 |
| Small 2x2 Power to Barrel Adapter, 152 mm | TAA-170665-000 |
| DIN Rail Mounting Bracke | TAA-170656-002 |
| Magnetic Mount Kit | TAA-170718-000 |

Support & Warranty

The IBR200 router is only sold as a component of NetCloud IoT Gateway Essentials Packages.

- NetCloud Packages include support for the full subscription term.
- All Cradlepoint hardware products are covered by a limited lifetime warranty for as long as they have a subscription license to an active NetCloud Service Plan.

More information

Find the most up-to-date information at cradlepoint.com/ibr200